

durability

safety

aesthetics

sustainability

Hardware Solutions for the Education Sector

design

environment

innovation

security

lifetime costing

Door and Washroom Hardware Expertise

Relcross is a national company with almost 30 years experience of providing the highest quality commercial grade solutions to educational establishments and other public buildings.

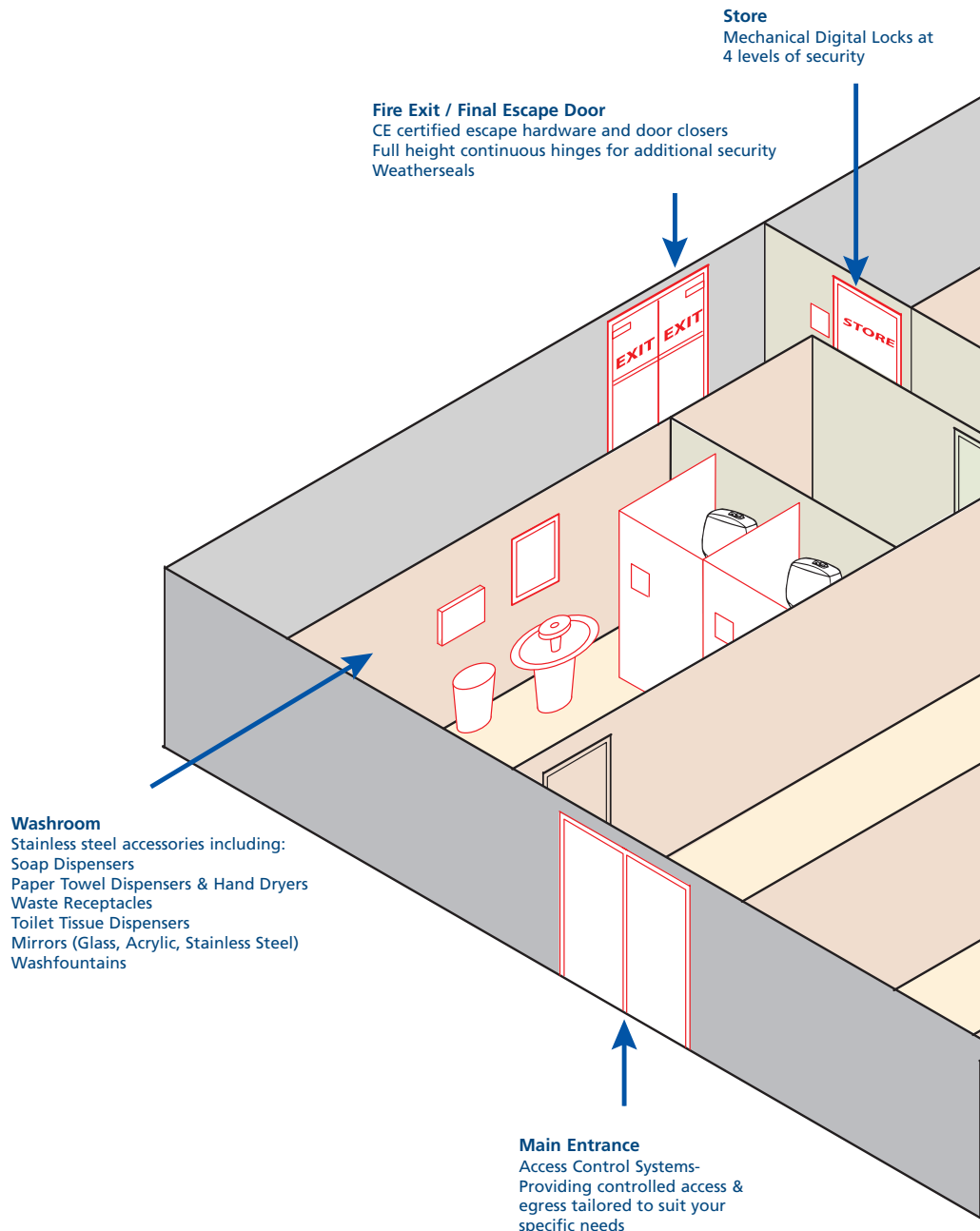
Relcross specification professionals have to hand a comprehensive range of the highest quality products from some of the world's leading manufacturers of door and washroom hardware.

Complementary and highly durable products are chosen specifically for applications such as those found commonly in educational facilities - from nursery environments where safety and ease of use can be the overriding consideration - through to schools, colleges and universities where robust systems that provide long term, economically sound, solutions are required.

All our specifications, in this often complex area, will:

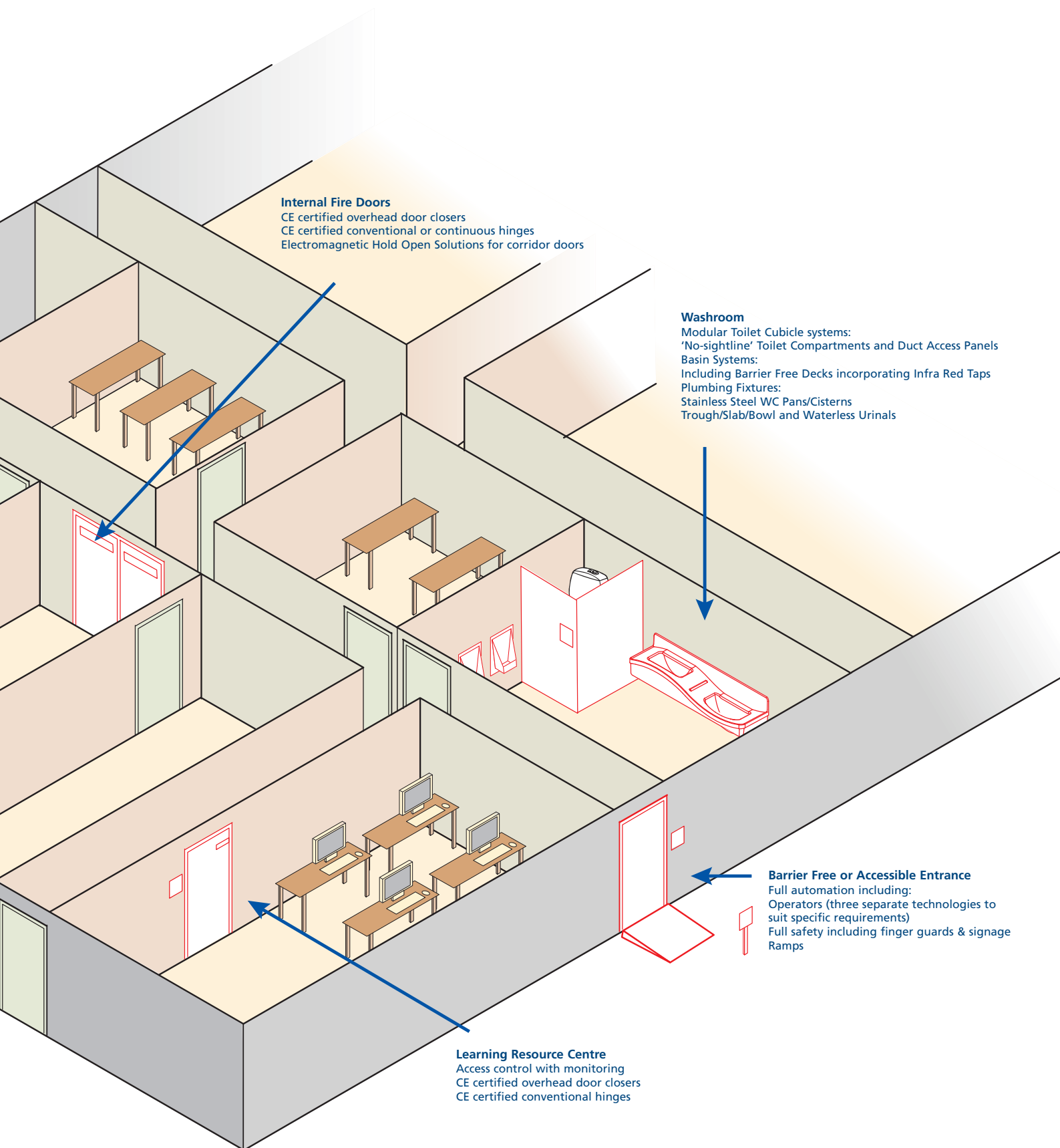
- Offer a complete, long term (often maintenance free) solution
- Address the needs of all users
- Address all certification issues including those of the Disability Discrimination Act (DDA) and Approved Document Part M (ADM04)
- Be backed by a professional and friendly after sales service

Relcross Solutions –



call us on 01380 729600

For a Safe Learning Environment



or visit us at www.education.relcross.co.uk



Safety & Security

The provision of a safe, secure environment is a primary concern for all schools and colleges. The design of entrances to and exits from school buildings, along with the doors and associated hardware, are critical to ensuring that such an environment is achieved. Every door needs to be hung correctly and close reliably under all possible circumstances. Unless this can be guaranteed it will render useless the most sophisticated system of access control and compromise the safety of the occupants of the building.

For years, hardware professionals have used terms such as "life cycle costing", "life of the product" and "product value." They are, of course, talking about products built to perform for many years with little or no service. This is the concept behind the Relcross range of products. For example, independent tests have shown that heavy duty LCN closers go well beyond 10 million cycles, a closer record! In practice this means that some LCN closers are still going strong after 20, 30, even 40 years of service in high traffic environments like schools and colleges.

Access control and assisted access are becoming high profile requirements in the education sector but a successful installation depends upon the inclusion and maintenance of reliable and compatible door hardware products. Those responsible for the management and use of the system also require adequate training to ensure the system operates as intended.



LCN Auto Equalizer for controlled disabled access
Maiden Erlegh School, Reading

"Decent door closers help solve a number of issues. The life of some of the actual doors will be extended as well."

Rob Cole - Finance Manager, Wey Valley School, Weymouth



Pemko Continuous Geared Hinge



LCN CE Marked SE Door Closers
Wey Valley School, Dorset



Von Duprin escape devices and LCN closers
Port Glasgow High School

"Since the new escape devices and door closers have been fitted we've had no maintenance problems with those doors at all. They seem very robust and are doing exactly the job we wanted."

***Ron Edwards - Maintenance Manager,
Maiden Erlegh School, Reading***



Keylex digital mechanical lock

Environment & Design

A pleasant environment makes a world of difference and nowhere is this more true than in the washroom. Many Relcross products are truly innovative designs - like the Bradley Washfountains or Frequency multi-height wash basins that can accommodate many users simultaneously and meet the requirements of the DDA and Document M. Many items are available in stainless steel for superb durability or materials like Terreon that look like granite or slate yet are immensely damage resistant. All this style and innovation help to turn the school into a much more pleasant place that is treated with respect by its users.

But we must not just consider the local building environment but also the wider picture of an environmentally responsible policy that provides genuine energy savings and sustainability. For example, waterless urinals make sense environmentally, financially and hygienically and washfountains can save up to 50 litres of water a minute. The durability and longevity of Relcross products means they consume comparatively less energy in manufacture and they also make extensive use of recyclable materials.



**Bradley SENTRY Wash Fountain and Hadrian Powder
Coated Steel Toilet Cubicles**
Grange Technology College, Bradford

"The Terreon Express Decks have proved very successful. In fact, more pupils choose to use the toilets in the lower school now because of the refurbishment – and they treat them better so they obviously appreciate the style and quality."

Brian Jones, Facility manager, John Kyrle School, Ross-on-Wye



Bradley Terreon Lavdecks for looks and durability
John Kyrle School, Ross-on-Wye



Hadrian Powder Coated Steel Toilet Cubicles
The Friary School, Lichfield

Design Solutions

Relcross works with some of the leading architectural practices, designers and specifiers throughout the United Kingdom and Europe. Our experienced customer services team is able to respond rapidly to enquiries and orders providing a friendly, accurate and efficient service – unrivalled in the industry.

Our innovative access control and door hardware solutions incorporate quality components that deliver long term value for money.

A comprehensive library of CAD drawings, technical data sheets and samples supports our washroom design service. Along with a software package capable of producing bespoke drawings showing toilet compartment layouts we believe we can provide all the answers to any questions you may have.

We welcome the opportunity to discuss projects, however large or small.

Please call with any questions – We shall be pleased to assist you.

Door Security & Washroom Hardware

Main Entrances

Access Control & Monitoring
Security
Door Automation
Wheelchair Access Ramps
Weather Protection

Escape Routes

Secure & Safe Escape Hardware

Internal Doors including Fire Doors and Corridor Doors

Electromagnetic Hold Open Closers
Heavy Duty Overhead Door Closers
Heavy Duty Mechanical Digital Locks
Continuous & Conventional Hinges
Acoustic Protection


Washrooms

No Sight-line Toilets & Showers
Partition Systems
Duct Access Panel Systems
Basin Decks & Vanity Systems
Column & Panel Showers
Washfountains
Heavy Duty Accessories
Waterless Urinals
Stainless Steel WC Pans
Doc M Solutions
Emergency Rescue Hardware

Changing Rooms & Cloakrooms

Heavy Duty Secure Lockers
Sports Equipment Lockers
Wet Side Lockers
Benches
Partition Systems

Relcross Specification Guides Available:




Door Controls



Access Control



Digital Locks



Hinges & Pivots